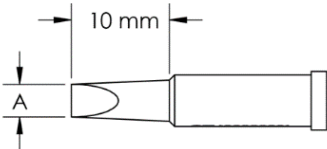
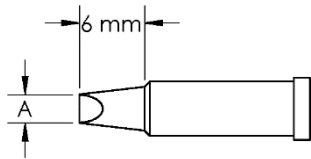
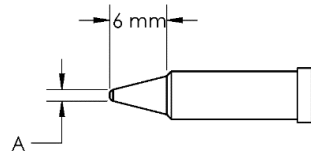
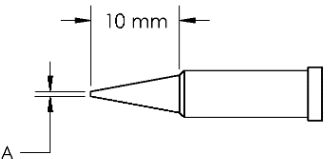
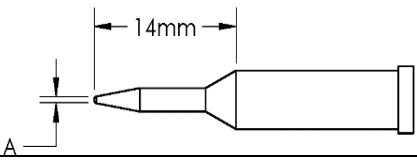
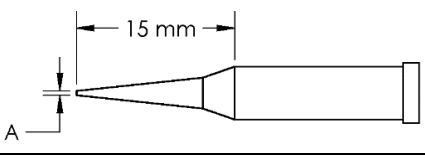
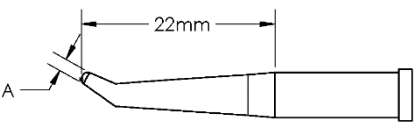
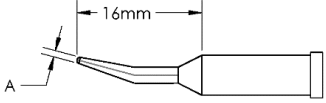
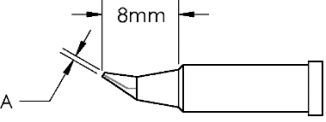
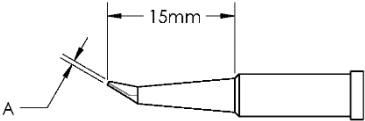
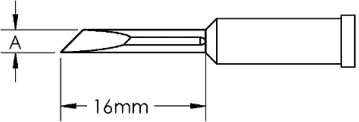
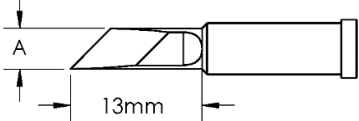
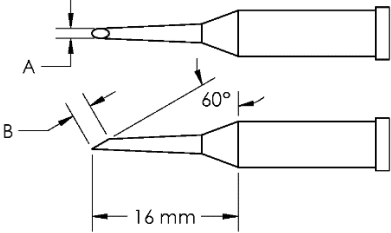
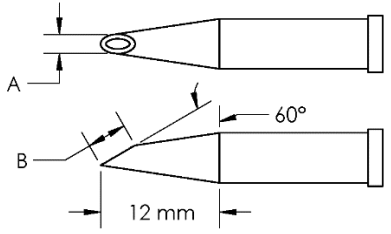
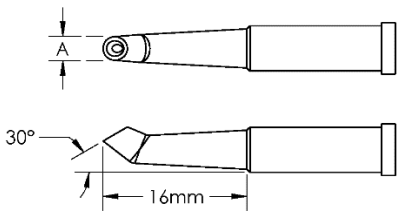
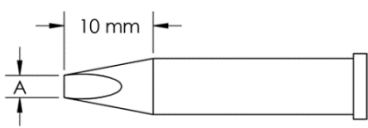
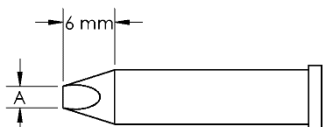
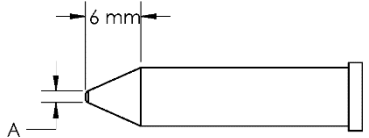
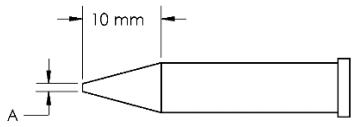
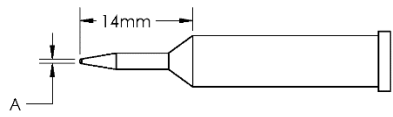
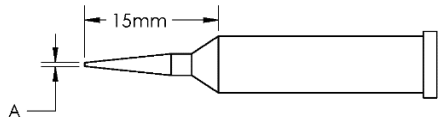
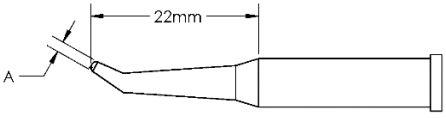
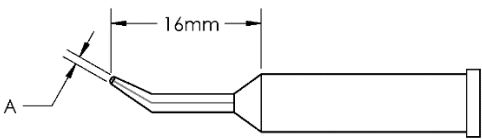
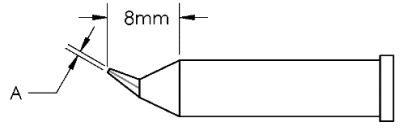
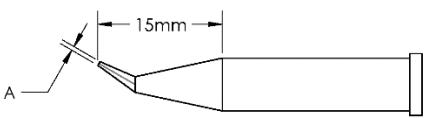
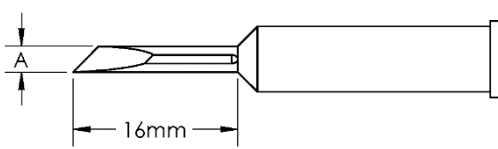
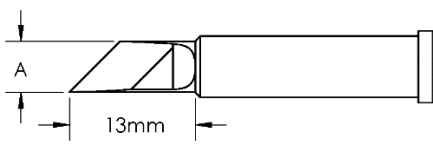
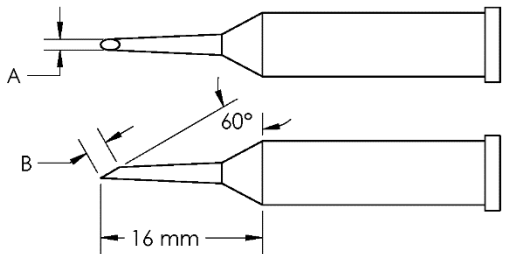
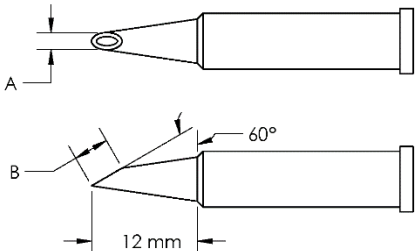


	Part Number	Dimension A x Length
GT4 Family of Tips - Chisel		
	GT4-CH0010S GT4-CH0014S GT4-CH0018S GT4-CH0025S GT4-CH0032S GT4-CH0040S	1.0 x 10.0 mm 1.4 x 10.0 mm 1.8 x 10.0 mm 2.5 x 10.0 mm 3.2 x 10.0 mm 4.0 x 10.0 mm
	GT4-CH0010P GT4-CH0014P GT4-CH0018P GT4-CH0025P GT4-CH0032P GT4-CH0040P	Power, 1.0 x 6.0 mm Power, 1.4 x 6.0 mm Power, 1.8 x 6.0 mm Power, 2.5 x 6.0 mm Power, 3.2 x 6.0 mm Power, 4.0 x 6.0 mm

GT4 Family of Tips - Conical		
	GT4-CN0005P GT4-CN0010P	Power, (∅ X L) 0.5 x 6.0 mm Power, (∅ X L) 1.0 x 6.0 mm
	GT4-CN0005S	(∅ X L) 0.5 x 10.0 mm
	GT4-CN0005A GT4-CN0010A	Access, (∅ X L) 0.5 x 14.0 mm Access, (∅ X L) 1.0 x 14.0 mm
	GT4-CN1502A GT4-CN1505A	Sharp, (∅ X L) 0.2 x 15.0 mm Sharp, (∅ X L) 0.5 x 15.0 mm
	GT4-CN2213R	Bent, Reach, (∅ X L) 1.3 x 22.0mm

	Part Number	Dimension A x Length
GT4 Family of Tips - Conical		
	GT4-CN1608R	Bent, Access, (\varnothing X L) 0.8 x 16.0 mm
	GT4-CN0002R GT4-CN0004R	Bent, (\varnothing X L) 0.2 x 8.0 mm Bent, (\varnothing X L) 0.4 x 8.0 mm
	GT4-CN1505R	Conical, Bent, Reach, (\varnothing X L) 0.5 x 15.0 mm
GT4 Family of Tips - Knife		
	GT4-KN0025S GT4-KN0040S	2.5 x 16.0 mm, 45° 4.0 x 16.0 mm, 45°
	GT4-KN0025P GT4-KN0040P	Power, 2.5 x 13.0 mm, 45° Power, 4.0 x 13.0 mm, 45°
GT4 Family of Tips - Hoof		
	GT4-HF6010S GT4-HF6015S GT4-HF6020S GT4-HF6030S	(Bevel/L) 60° x 2.0, (\varnothing X L) 1.0 x 16.0 mm (Bevel/L) 60° x 3.0, (\varnothing X L) 1.5 x 16.0 mm (Bevel/L) 60° x 4.0, (\varnothing X L) 2.0 x 16.6 mm (Bevel/L) 60° x 6.0, (\varnothing X L) 3.0 x 16.0 mm
	GT4-HF6010V GT4-HF6015V GT4-HF6020V GT4-HF6030V	Concave, (Bevel/L) 60° x 2.1 (\varnothing X L) 1.0 x 12.0 mm Concave, (Bevel/L) 60° x 3.1, (\varnothing X L) 1.5 x 12.0 mm Concave, (Bevel/L) 60° x 4.1, (\varnothing X L) 2.0 x 12.0 mm Concave, (Bevel/L) 60° x 6.1, (\varnothing X L) 3.0 x 12.0 mm

	Part Number	Dimension A x Length
	GT4-HF3025V	Concave, Bent 30° x 3.0 mm, (∅ X L) 2.5 x 16.0 mm
T6 Family of Tips - Chisel		
	GT6-CH0010S	1.0 x 10.0 mm
	GT6-CH0014S	1.4 x 10.0 mm
	GT6-CH0018S	1.8 x 10.0 mm
	GT6-CH0025S	2.5 x 10.0 mm
	GT6-CH0032S	3.2 x 10.0 mm
	GT6-CH0040S	4.0 x 10.0 mm
	GT6-CH0050S	5.0 x 10.0 mm
	GT6-CH0060S	6.0 x 10.0 mm
	GT6-CH0010P	Power, 1.0 x 6.0 mm
	GT6-CH0014P	Power, 1.4 x 6.0 mm
	GT6-CH0018P	Power, 1.8 x 6.0 mm
	GT6-CH0025P	Power, 2.5 x 6.0 mm
	GT6-CH0032P	Power, 3.2 x 6.0 mm
	GT6-CH0040P	Power, 4.0 x 6.0 mm
	GT6-CH0050P	Power, 5.0 x 6.0 mm
	GT6-CH0060P	Power, 6.0 x 6.0 mm
T6 Family of Tips - Conical		
	GT6-CN0005P	Power, (∅ X L) 0.5 x 6.0 mm
	GT6-CN0010P	Power, (∅ X L) 1.0 x 6.0 mm
	GT6-CN0005S	(∅ X L) 0.5 x 10.0 mm
	GT6-CN0005A	Conical, Access, (∅ X L) 0.5 x 14.0 mm
	GT6-CN0010A	Conical, Access, (∅ X L) 1.0 x 14.0 mm
	GT6-CN1502A	Conical, Sharp, (∅ X L) 0.2 x 15.0 mm
	GT6-CN1505A	Conical, Sharp, (∅ X L) 0.5 x 15.0 mm

	Part Number	Dimension A x Length
	GT6-CN2213R	Conical, Bent, Reach, (\varnothing X L) 1.3 x 22.0 mm
	GT6-CN1608R	Bent, Access, (\varnothing X L) 0.8 x 16.0 mm
	GT6-CN0002R GT6-CN0004R	Conical, Bent, (\varnothing X L) 0.2 x 8.0 mm Conical, Bent, (\varnothing X L) 0.4 x 8.0 mm
	GT6-CN1505R	Conical, Bent, Reach, (\varnothing X L) 0.5 x 15.0 mm
T6 Family of Tips - Knife		
	GT6-KN0025S GT6-KN0050S	2.5 x 16.0 mm, 45 Deg 5.0 x 16.0 mm, 45 Deg
	GT6-KN0025P GT6-KN0050P	Power, 2.5 x 13.0 mm, 45 Deg Power, 5.0 x 13.0 mm, 45 Deg
T6 Family of Tips - Hoof		
	GT6-HF6010S GT6-HF6015S GT6-HF6020S GT6-HF6030S GT6-HF6040S	(Bevel/L) 60° x 2.0, (\varnothing X L) 1.0 x 16.0 mm (Bevel/L) 60° x 3.0, (\varnothing X L) 1.5 x 16.0 mm (Bevel/L) 60° x 4.0, (\varnothing X L) 2.0 x 16.0 mm (Bevel/L) 60° x 6.0, (\varnothing X L) 3.0 x 16.0 mm (Bevel/L) 60° x 8.0, (\varnothing X L) 4.0 x 16.0 mm
	GT6-HF6010V GT6-HF6015V GT6-HF6020V GT6-HF6030V	Concave, (Bevel/L) 60° x 2.1, (\varnothing X L) 1.0 x 12.0 mm Concave, (Bevel/L) 60° x 3.1, (\varnothing X L) 1.5 x 12.0 mm Concave, (Bevel/L) 60° x 4.1, (\varnothing X L) 2.0 x 12.0 mm Concave, (Bevel/L) 60° x 6.1, (\varnothing X L) 3.0 x 12.0 mm


Tips & Cartridges Guide

GT Series Soldering Systems



	Part Number	Dimension A x Length
	GT6-HF3025V	Bent 30° x 3.0 mm, (∅ X L) 2.5 x 16.0 mm

GT Family of Cartridges - Chisel



	GTC-CH0010S	1.0 x 10.0 mm
	GTC-CH0014S	1.4 x 10.0 mm
	GTC-CH0018S	1.8 x 10.0 mm
	GTC-CH0025S	2.5 x 10.0 mm
	GTC-CH0032S	3.2 x 10.0 mm
	GTC-CH0040S	4.0 x 10.0 mm
	GTC-CH0050S	5.0 x 10.0 mm
	GTC-CH0060S	6.0 x 10.0 mm
	GTC-CH0070S	7.0 x 10.0 mm

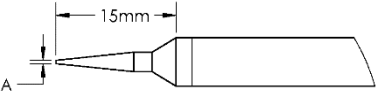
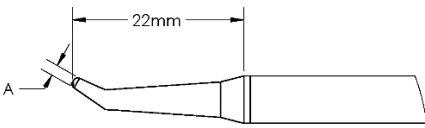
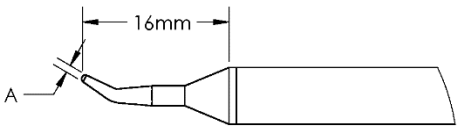
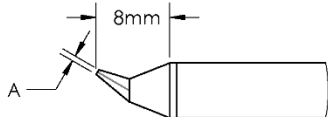
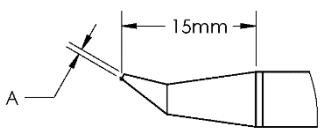
	GTC-CH0010P	Power, 1.0 x 6.0 mm
	GTC-CH0014P	Power, 1.4 x 6.0 mm
	GTC-CH0018P	Power, 1.8 x 6.0 mm
	GTC-CH0025P	Power, 2.5 x 6.0 mm
	GTC-CH0032P	Power, 3.2 x 6.0 mm
	GTC-CH0040P	Power, 4.0 x 6.0 mm
	GTC-CH0050P	Power, 5.0 x 6.0 mm
	GTC-CH0060P	Power, 6.0 x 6.0 mm
	GTC-CH0070P	Power, 7.0 x 6.0 mm

GT Family of Cartridges - Conical

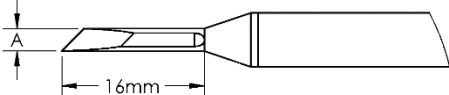
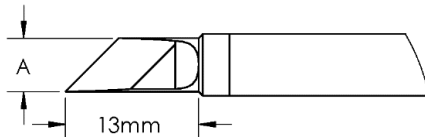
	GTC-CN0005P	Power, (∅ X L) 0.5 x 6.0 mm
	GTC-CN0010P	Power, (∅ X L) 1.0 x 6.0 mm

	GTC-CN0005S	(∅ X L) 0.5 x 10.0 mm
--	-------------	-----------------------

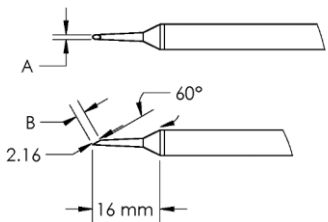
	GTC-CN0005A	Access, (∅ X L) 0.5 x 14.0 mm
	GTC-CN0010A	Access, (∅ X L) 1.0 x 14.0 mm

	Part Number	Dimension A x Length
	GTC-CN1502A GTC-CN1505A	Sharp, (\varnothing X L) 0.2 x 15.0 mm Sharp, (\varnothing X L) 0.5 x 15.0 mm
	GTC-CN2213R	Bent, Reach, (\varnothing X L) 1.3 x 22.0 mm
	GTC-CN1608R	Bent, Access, (\varnothing X L) 0.8 x 16.0 mm
	GTC-CN0002R GTC-CN0004R	Bent, (\varnothing X L) 0.2 x 8.0 mm Bent, (\varnothing X L) 0.4 x 8.0 mm
	GTC-CN1505R	Bent, Reach, (\varnothing X L) 0.5 x 15.0 mm

GT Family of Cartridges - Knife

	GTC-KN0025S GTC-KN0050S	2.5 x 16.0 mm, 45° 5.0 x 16.0 mm, 45°
	GTC-KN0025P GTC-KN0050P GTC-KN0080P	Power, 2.5 x 13.0 mm, 45° Power, 5.0 x 13.0 mm, 45° Power, 8.0 x 13.0 mm, 45°

GT Family of Cartridges - Hoof

	GTC-HF6010S GTC-HF6015S GTC-HF6020S GTC-HF6030S GTC-HF6040S	(Bevel/L) 60° x 2.0 mm, (\varnothing X L) 1.0 x 16.0 mm (Bevel/L) 60° x 3.0 mm, (\varnothing X L) 1.5 x 16.0 mm (Bevel/L) 60° x 4.0 mm, (\varnothing X L) 2.0 x 16.0 mm (Bevel/L) 60° x 6.0 mm, (\varnothing X L) 3.0 x 16.0 mm (Bevel/L) 60° x 8.0 mm, (\varnothing X L) 4.0 x 16.0 mm
---	---	--

Tips & Cartridges Guide

GT Series Soldering Systems



	Part Number	Dimension A x Length
	<p>GTC-HF6010V GTC-HF6015V GTC-HF6020V GTC-HF6030V</p>	<p>Concave, (Bevel/L) 60° x 2.1, (Ø X L) 1.0 x 12.0 mm Concave, (Bevel/L) 60° x 3.1, (Ø X L) 1.5 x 12.0 mm Concave, (Bevel/L) 60° x 4.1, (Ø X L) 2.0 x 12.0 mm Concave, (Bevel/L) 60° x 6.1, (Ø X L) 3.0 x 12.0 mm</p>
	<p>GTC-HF3025V</p>	<p>Concave, Bent 30° x 3.0, (Ø X L) 2.5 x 16.0 mm</p>