

Specifications



Battery life: 12 hours runtime, recharge in 1 hour with the included USB-C cable.

Device Accuracy:

The StatiQ Band measurement is accurate to 10V human body voltage.

The included zero disc can be used to zero the device. Cover the sensor completely with the disc and press down with the tab until two beeps are heard.

If after zeroing, the device measures non-zero on-body voltage while the user is grounded, it is likely due to:

- Insulated clothing that is maintaining a charge.
- A charged object or surface in the nearby environment that is inducing a charge onto the user.

These are indications of problematic ESD conditions.



Calibration: The product is calibrated in the factory by exposing the sensor to a range of electric fields. The calibration is guaranteed for one year of service, after which recalibration can be performed.

Warranty: IONA Tech provides a limited warranty against defects in materials and craftsmanship which occur in the first year from the purchase date. To request warranty coverage, please contact IONA Tech.

Regulatory: This device complies with part 15 of the FCC Rules. Operation is subject to the following two conditions: (1) This device may not cause harmful interference, and (2) this device must accept any interference received, including interference that may cause undesired operation.

For technical support, contact (510) 684-9374 or support@iona.tech



Operation



The StatIQ™ Band uses an electric field mill to measure the local surface charge density on the user's arm. This is extrapolated to determine the total charge and thereby the total body voltage of the user.

Measurements will be inaccurate if non ESD compliant clothing is worn, or if the electric field mill sensor is obscured.

Secure the StatIQ™ Band around your upper arm, ensuring that the sensor is unobscured and pointed away from your body.

Power button

Long press: turn the device on and off.

Short press: change the mode.


- Yellow** = device muted.
- Green** = audible alarms enabled.



Alarms

Constant alarm = body voltage past threshold.

Three quick beeps = ESD event detected.



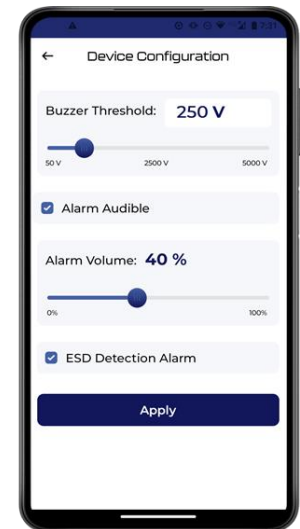
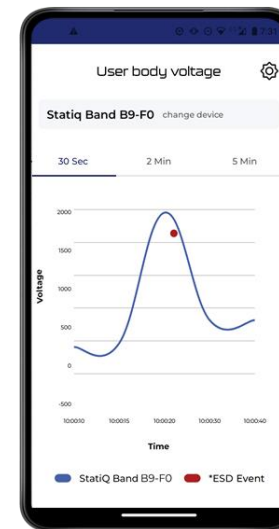
IONA Tech App



Download the **IONA Tech App** from the App Store or Google Play Store.



- Select the StatIQ Band with the correct Device ID from the available devices.
- Measured body voltage and recorded ESD events will display on the screen.
- Change the time scale as necessary.
- Select the gear icon to change the body voltage alarm threshold, enable alarms change the alarm volume, and enable the ESD detection alarm.



StatIQ™ Band Quick Start Guide





Secure the StatIQ™ Band around your upper arm in this orientation, ensuring that the sensor is unobscured and pointed away from your body.

Power button

Long press: turn the device on and off.

Short press: change the mode.

-  **Yellow** = device muted.
-  **Green** = audible alarms enabled.



Alarms

Constant alarm = body voltage past threshold.

Three quick beeps = ESD event detected.

IONA Tech App

Download the **IONA Tech App** from the App Store or Google Play Store to visualize the measured voltage data, change device parameters, and more.



For technical support, contact (510) 684-9374 or support@iona.tech